



EQUITY RISK SCIENCES, INC
Technology for Investment Excellence

**400+ COMPANIES THAT RECENTLY CRASHED:
THESE LOSSES WERE *ENTIRELY AVOIDABLE* USING ERS'S TECHNOLOGY**

April 18, 2024

100 COMPANIES THAT LOST AN AVERAGE OF **-64%** FROM 12/31/21 TO 12/31/22: THESE LOSSES WERE AVOIDABLE WITH ERS'S FRR™ RATING TECHNOLOGY

These 100 companies **lost \$5.7 trillion** of market value from their 1-year highs between 12/31/2021 and 12/31/2022.

ERS's average **FRR™** rating on these 100 companies was a **very risky 85**.

| | | | | | |
|----------------|----------------|--------------|----------------|-------------------|--------------------|
| 10x Genomics | Affirm | Airbnb | Align Tech | Ally Financial | Amazon |
| AMC Enter. | AMD | AppLovin | Asana | Aurora Innov. | Avantor |
| Ball | Bill.com | Bio-Rad Labs | Black & Decker | Blackstone | Block |
| Boston Prop. | Caesars Enter. | CarMax | Carnival | Carvana | Catalent |
| Charter Comms | Cloudflare | Coinbase | Confluent | CrowdStrike | Datadog |
| DISH Network | DocuSign | DoorDash | EPAM Systems | Etsy | Expedia Group |
| Fidelity | Ford | Generac | General Motors | Ginkgo Bioworks | GoodRx |
| HashiCorp | HubSpot | Illumina | Intel | Liberty Broadband | Live Nation Enter. |
| Lucid | Lyft | Marvell | Match | Meta | Micron |
| MongoDB | Mosaic | Netflix | Nutex Health | NVIDIA | Okta |
| Olaplex | Palantir | Paramount | PayPal | Peloton | Plug Power |
| Pool | Qualtrics | RingCentral | Rivian Auto | Roblox | Roku |
| Salesforce | Signature Bank | Snap | Snowflake | SVB Financial | Taihe |
| Teladoc Health | Teradyne | Tesla | Theralink | Trade Desk | TransUnion |
| Trex | Twilio | Uber | UiPath | Unity | Upstart |
| VF Corp | Walt Disney | Warner Bros | Wayfair | West Pharma. | Western Digital |
| Zebra Tech | Zoom | ZoomInfo | Zscaler | | |

Sample: US companies which lost at least \$10 billion of market value from their 1-year highs to 12/31/2022. This table shows the 100 companies with the worst 1-year price drawdowns from among this sample.

100 COMPANIES THAT LOST AN AVERAGE OF **-85%** FROM 12/31/20 TO 12/31/22: THESE LOSSES WERE AVOIDABLE WITH ERS'S FRR™ RATING TECHNOLOGY

These 100 companies **lost \$4.8 trillion** of market value from their 2-year highs between 12/31/2020 and 12/31/2022.

ERS's average **FRR™** rating on these 100 companies was a **very risky 95**.

| | | | | | |
|-----------------|--------------------|-----------------|------------------|------------------|-------------|
| 10x Genomics | Affirm | Align Tech | Altice USA | Am. Great Health | AMC Enter. |
| Appian | AppLovin | Asana | Aurora Innov. | Beyond Meat | Bill.com |
| Block | Boston Beer | Bright Health | C3.ai | Carnival | Carvana |
| Catalent | Chegg | Chewy | Chun Can Capital | Cloudflare | Coinbase |
| Confluent | ContextLogic | Coupa Software | DigitalOcean | DISH Network | DocuSign |
| DoorDash | DraftKings | Elastic NV | Fastly | GameStop | Generac |
| Ginkgo Bioworks | GoodRx | Guardant Health | HashiCorp | IAC | ImmunityBio |
| Intellia Thera. | Invitae | Life360 | Lucid | Luminar Tech | Lyft |
| Marqeta | Match | Meta | MicroStrategy | Newegg | Nikola |
| Novavax | Nutex Health | Okta | Olaplex | Opendoor Tech | Palantir |
| Paramount | PayPal | Peloton | PENN Enter. | Pinterest | Plug Power |
| Qualtrics | QuantumScape | RingCentral | Rivian Auto | Robinhood | Roblox |
| Roku | Scotts Miracle Gro | SentinelOne | Signature Bank | Skillz | Snap |
| SoFi Tech. | SPO Networks | Stitch Fix | Sunrun | SVB Financial | Taihe |
| Teladoc Health | Tesla | Theralink | Toast | Trex | TuSimple |
| Twilio | UiPath | Unity | Upstart | Virgin Galactic | Wayfair |
| XPO | Zillow | Zoom | Zscaler | | |

Sample: US companies which lost at least \$10 billion of market value from their 2-year highs to 12/31/2022. This table shows the 100 companies with the worst 2-year price drawdowns from among this sample.

SAMPLE OF 48 STOCKS WITH ERS'S WORST PRI™ RATINGS IN THE PAST 5 YEARS

| Symbol | Company | Date | PRI™ Rating | Loss to Low Price |
|--------|-----------------------|------------|-------------|-------------------|
| AFRM | Affirm Holdings | 11/4/2021 | 100 | -94% |
| BABA | Alibaba | 10/27/2020 | 81 | -80% |
| ALGN | Align Technology | 9/8/2021 | 98 | -76% |
| AMC | AMC Entertainment | 6/2/2021 | 100 | -92% |
| BILI | Bilibili | 2/10/2021 | 100 | -94% |
| BA | Boeing | 3/1/2019 | 90 | -78% |
| CVNA | Carvana | 8/10/2021 | 81 | -99% |
| CHWY | Chewy | 2/12/2021 | 88 | -80% |
| CS | Credit Suisse | 1/26/2018 | 87 | -83% |
| DOCU | DocuSign | 9/3/2021 | 100 | -87% |
| DASH | DoorDash | 11/12/2021 | 100 | -82% |
| DXC | DXC Tech | 3/20/2018 | 57 | -91% |
| EMBK | Embark Tech | 1/3/2022 | 100 | -98% |
| EPAM | EPAM Systems | 11/8/2021 | 100 | -76% |
| ETSY | Etsy | 11/24/2021 | 99 | -77% |
| GMVD | G Medical Innovations | 2/2/2021 | 100 | -99% |
| HAL | Halliburton | 1/23/2018 | 86 | -91% |
| IQ | iQIYI | 6/20/2018 | 100 | -95% |
| MRNA | Moderna | 8/9/2021 | 99 | -76% |
| MDB | MongoDB | 11/16/2021 | 92 | -77% |
| NFLX | Netflix | 11/17/2021 | 96 | -76% |
| OKTA | Okta | 9/2/2021 | 99 | -83% |
| PLTR | Palantir Tech | 1/27/2021 | 100 | -83% |
| PYPL | PayPal | 7/23/2021 | 100 | -77% |

| Symbol | Company | Date | PRI™ Rating | Loss to Low Price |
|---------|-----------------------|------------|-------------|-------------------|
| PTON | Peloton | 1/13/2021 | 100 | -96% |
| PDD | Pinduoduo | 2/17/2021 | 100 | -87% |
| PINS | Pinterest | 2/16/2021 | 100 | -81% |
| PLUG | Plug Power | 2/9/2021 | 98 | -80% |
| RSMDF | ResMed | 9/23/2021 | 95 | -94% |
| RIVN | Rivian Auto | 11/16/2021 | 100 | -88% |
| RBLX | Roblox | 11/19/2021 | 100 | -83% |
| ROKU | Roku | 7/26/2021 | 84 | -90% |
| SE | Sea Ltd | 10/19/2021 | 87 | -89% |
| SHOP.TO | Shopify | 11/19/2021 | 98 | -82% |
| SLB | SLB | 1/22/2018 | 93 | -83% |
| SNAP | Snap | 9/24/2021 | 98 | -91% |
| SNOW | Snowflake | 11/16/2021 | 90 | -72% |
| SPOT | Spotify | 2/19/2021 | 98 | -81% |
| TSLA | Tesla | 11/4/2021 | 99 | -70% |
| TLRY | Tilray Brands | 9/19/2018 | 100 | -99% |
| TWLO | Twilio | 2/18/2021 | 100 | -90% |
| U | Unity Software | 11/18/2021 | 100 | -89% |
| UPST | Upstart Holdings | 10/15/2021 | 100 | -96% |
| DISCB | Warner Bros Discovery | 3/31/2021 | 100 | -82% |
| W | Wayfair | 3/22/2021 | 69 | -92% |
| WLL | Whiting Petroleum | 6/22/2018 | 98 | -99% |
| ZG | Zillow Group | 2/16/2021 | 93 | -87% |
| ZM | Zoom | 10/19/2020 | 100 | -88% |

| | | | | |
|---------------------------------|--|--|-----------|-------------|
| Average of All 48 Stocks | | | 95 | -86% |
|---------------------------------|--|--|-----------|-------------|

Problem: In the past 3 years, these 200 companies lost an average of **-66%**.

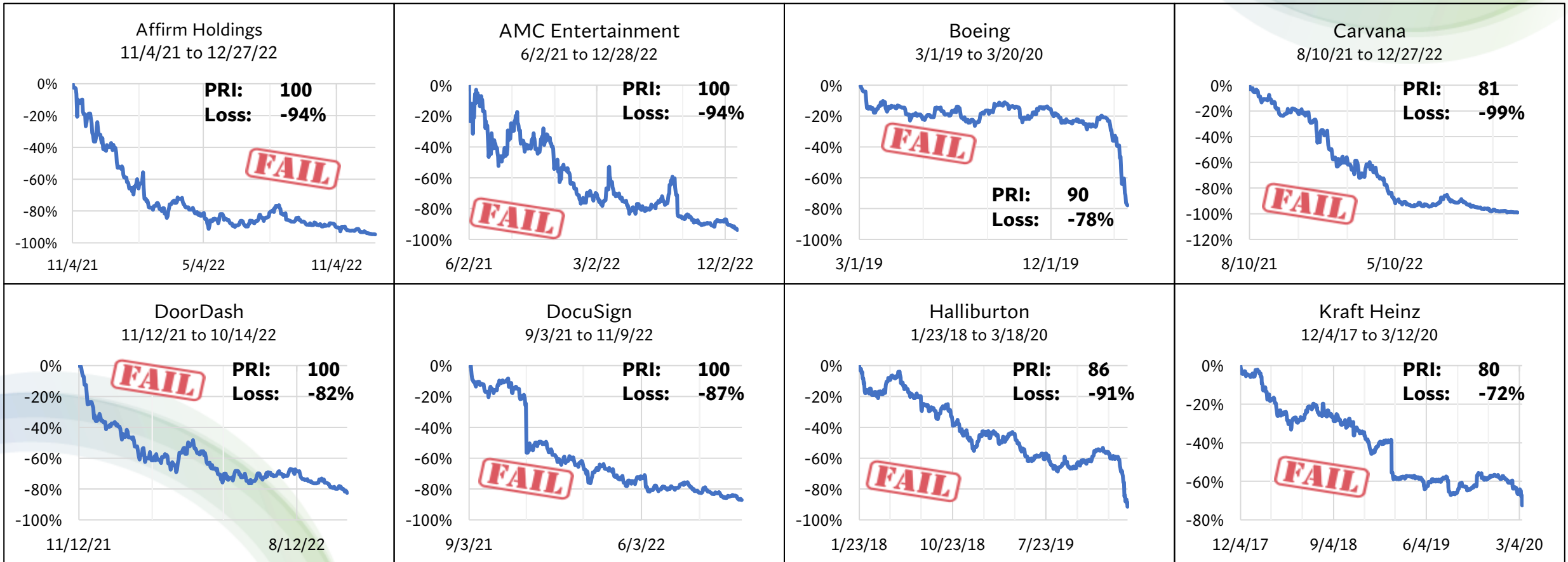
Solution: ERS's **FRR™** rating technology alerts advisors to high risks.

These 200 stocks had a very risky rating of **81** (on a scale of 0 to 100) *...before they fell.*

| | | | | | | | |
|--------------------------|-----------------------|----------------------|----------------------|-----------------------|------------------------|------------------------|-----------------------|
| 10x Genomics: -82% | 3M: -38% | Accenture: -35% | Adobe: -51% | Advance Auto : -37% | Affirm Hldgs: -94% | Agora: -96% | Airbnb: -61% |
| Alcoa Corp: -52% | Algonquin Pwr.: -57% | Alibaba: -72% | Alphabet: -41% | Alteryx: -72% | Amazon: -55% | AMC Enter'tn: -93% | AMD: -47% |
| America Great H.: -99% | American Air.: -51% | AMTD: -99% | Applied Mats.: -41% | Arrival: -99% | Athena Bitcoin: -99% | Autodesk: -45% | Avis Budget: -54% |
| Babylon Holdings: -98% | Baidu: -66% | Ball: -47% | Bausch: -82% | Baxter Int'l: -44% | Beyond Meat: -94% | Black & Decker: -64% | BlackBerry: -87% |
| Blackstone: -48% | Block: -78% | Boeing: -45% | Boston Beer: -75% | Boston Prop.: -48% | Bright Health: -96% | Capital One: -46% | CarMax: -61% |
| Carnival: -84% | Carvana: -99% | Celanese: -38% | Charles River: -52% | Charter: -59% | Chewy: -69% | China Evergrande: -99% | Citigroup: -38% |
| Cleveland-Cliffs: -51% | Clorox: -37% | Cognizant: -38% | Coinbase: -90% | Comcast: -42% | ContextLogic: -98% | Credit Suisse: -79% | Crocs: -40% |
| Denali Thera.: -70% | Dentsply Sirona: -53% | DiDi Global: -81% | DISH Network: -70% | DocuSign: -82% | DoorDash: -80% | Doximity: -67% | Eargo: -99% |
| Eastman Chemical: -34% | Etsy: -60% | Evergrande: -89% | Exact Sciences: -68% | Expedia: -59% | Farfetch: -94% | FedEx: -44% | First Republic: -45% |
| Five9: -68% | Fiverr Int'l: -91% | Floor & Décor: -51% | GameStop: -79% | Gap: -67% | Garmin: -46% | Generac: -80% | General Motors: -49% |
| Getty Images: -84% | Ginkgo Bioworks: -89% | GitLab: -65% | Grab Holdings: -64% | GSK PLC: -38% | Guardant: -85% | Hasbro: -37% | Hertz Global: -56% |
| HubSpot: -66% | IDEXX Labs: -42% | Intel Corp: -58% | Int'l Paper: -43% | Intuit: -44% | IPG Photonics: -63% | iQIYI: -82% | James Hardie: -56% |
| JD.com: -46% | Kinross Gold: -57% | Lenovo: -46% | Levi Strauss: -47% | LifeStance: -83% | Lincoln National: -58% | Logitech: -54% | Lucid Group: -88% |
| Luckin Coffee: -56% | Lumen Tech: -62% | Lyft: -84% | Macy's: -43% | Magna Int'l: -44% | Marvell Tech: -59% | Match Group: -76% | Medtronic: -40% |
| Meta Platforms: -69% | Micron Tech: -48% | MicroStrategy: -89% | Moderna: -63% | Mohawk: -56% | Monday.Com: -73% | MongoDB: -66% | Morningstar: -37% |
| NetApp: -36% | Netflix: -57% | Newegg: -98% | Newell Brands: -52% | Newmont: -43% | Nomura Resch.: -47% | NVIDIA: -56% | Oak Street Hth.: -67% |
| Okta: -75% | OneConnect: -98% | Ontrak: -100% | Palantir Tech: -84% | Palo Alto: -33% | Paramount: -82% | PayPal: -77% | Peloton: -95% |
| PENN Enter'tn: -78% | Pinduoduo: -60% | Pinterest: -73% | Plug Power: -82% | Qualcomm: -41% | Repligen: -48% | Revlon: -98% | RH: -64% |
| Rivian Auto: -89% | RLX Tech: -92% | Robert Half: -40% | Robinhood: -88% | Roblox: -79% | Roku: -92% | Salesforce: -57% | SAP SE: -37% |
| Scotts Miracle Gro: -80% | Sea: -86% | Seagate Tech: -52% | SentinelOne: -81% | ServiceNow: -45% | Shopify: -79% | Signature Bank: -68% | Skillz: -99% |
| SmileDirectClub: -98% | Snap: -89% | Snowflake: -64% | Sony Group: -41% | Southwest Air: -47% | Splunk: -61% | Spotify Tech: -78% | Sunrun: -75% |
| Taiwan Semi.: -46% | Target: -41% | Teladoc Health: -92% | Tesla: -69% | Toast: -72% | Toyota: -34% | Trade Desk: -60% | Trex: -70% |
| Twilio: -89% | Tyson Foods: -36% | Uber: -61% | UiPath: -85% | Under Armour: -62% | Unity Software: -86% | VF Corp: -69% | Volkswagen AG: -47% |
| Vroom: -99% | Walt Disney: -57% | Wayfair: -90% | WB Discovery: -64% | Western Digital: -59% | Western Union: -44% | Whirlpool: -41% | Williams-Son.: -47% |
| Wix.com: -78% | Workday: -44% | XP: -70% | Zebra Tech: -58% | Zillow: -85% | Zoom: -88% | ZoomInfo: -61% | Zscaler: -70% |

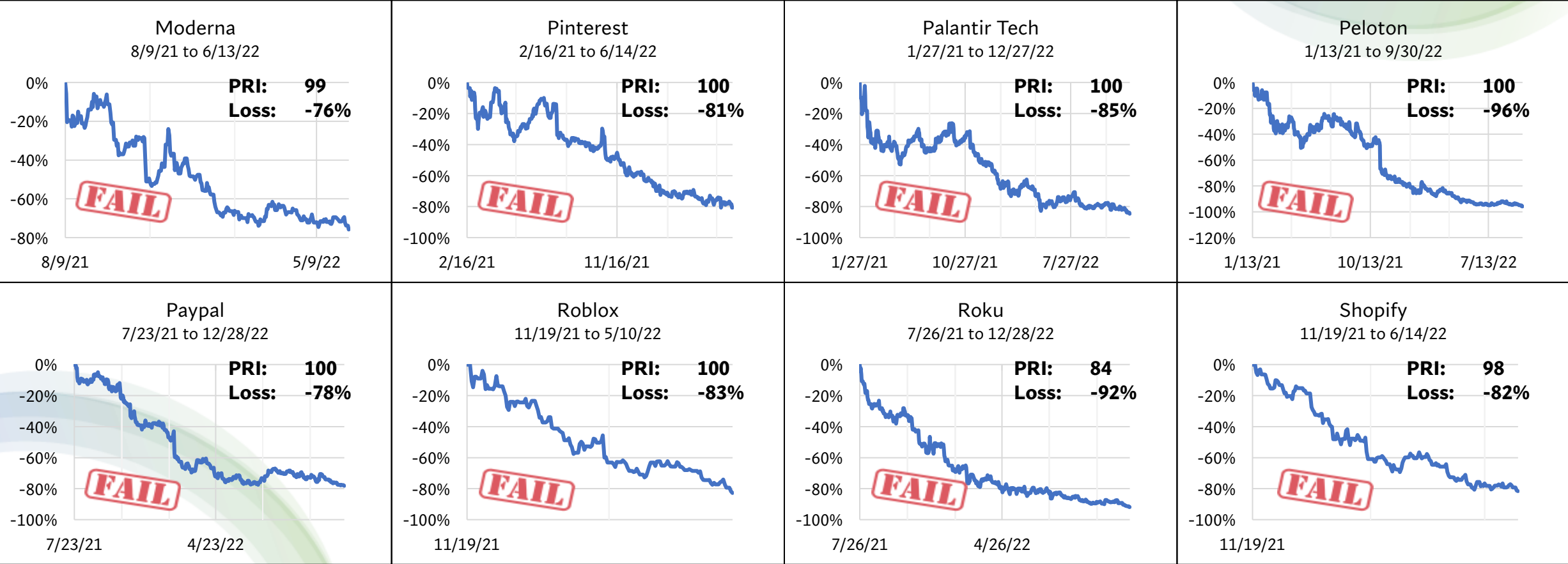
8 STOCKS THAT CRASHED

At their 5-year high prices, these 24 stocks had an average **PRI Rating™** of **96**.
From those dates and those prices, they lost an average of **87%**.



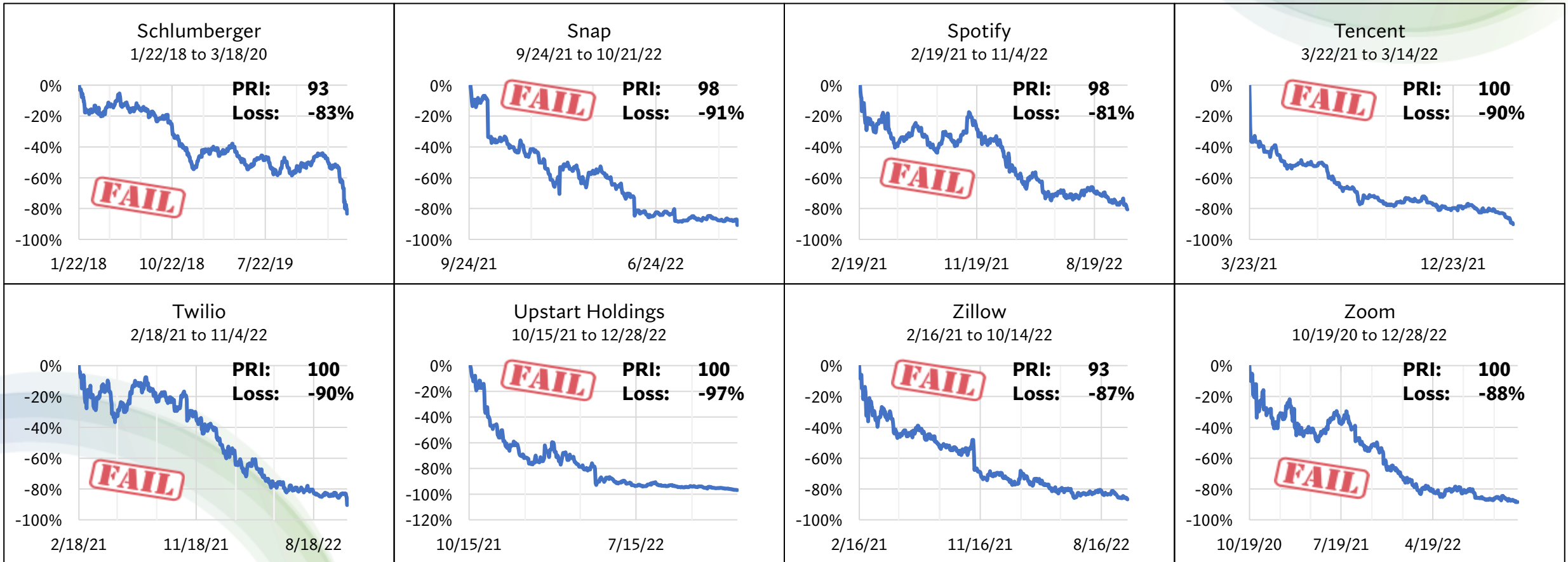
8 MORE STOCKS THAT CRASHED

At their 5-year high prices, these 24 stocks had an average **PRI Rating™** of **96**.
 From those dates and those prices, they lost an average of **87%**.



ANOTHER 8 STOCKS THAT CRASHED

At their 5-year high prices, these 24 stocks had an average **PRI Rating™** of **96**.
From those dates and those prices, they lost an average of **87%**.



DISCLOSURES

This presentation shall not constitute an offer to sell or the solicitation of an offer to buy nor shall there be any sale of these securities in any jurisdiction in which such offer, solicitation or sale would be unlawful. Nothing contained in this presentation should be construed as legal, tax, financial, investment, or other advice.

In addition to historical information, this presentation contains statements relating to the future business performance, future catalysts and future events or developments, strategy, prospects, plans, objectives of management and future operations, and expected market growth of Equity Risk Sciences, Inc. (the “Company,”) that may constitute “forward-looking statements” within the meaning of the “safe harbor” provisions of the Private Securities Litigation Reform Act of 1995. The words “believe,” “can make,” “intend,” “could,” “currently,” “will,” “expect” and similar expressions, as they relate to us, are intended to identify forward-looking statements. We have based these forward-looking statements largely on our current expectations and projections about future events and financial trends that we believe may affect our financial condition, results of operations, business strategy and financial needs.

Important factors that could cause actual results to differ from those in the forward-looking statements include but are not limited to the successful commercialization of our risk rating system and solutions, development of our sales and marketing capabilities, our ability to retain key management personnel including our Founder Ray Mullaney as well as Thomas Harpin, acceptance of our solutions by potential customers, the ability of our risk rating systems and solutions to provide valuable information related to a company’s stock price, and intellectual property litigation, and our ability to raise capital necessary for ongoing operations. The statements made herein speak only as of the date of this presentation. The Company’s actual results, performance or achievements could differ materially from the results expressed in, or implied by, these forward-looking statements. The Company undertakes no obligation to update or revise its forward-looking statements to reflect events or circumstances after the date of this presentation, except as required by law.

Market data and industry information used herein are based on our management’s knowledge of the industry and the good faith estimates of management. We also relied, to the extent available, upon managements review of independent industry surveys, forecasts and publications and other publicly available information prepared by a number of third-party sources. All of the market data and industry information used herein involves a number of assumptions and limitations which we believe to be reasonable, and you are cautioned not to give undue weight to such estimates. Although we believe that these sources are reliable, we cannot guarantee the accuracy or completeness of this information, and we have not independently verified this information. Projections, assumptions and estimates of our future performance and the future performance of the industry in which we operate are subject to a high degree of uncertainty and risk due to a variety of factors, including those described, above. These and other factors could cause results to differ materially from those expressed in our estimates and beliefs and in the estimates prepared by independent parties. In all cases, you should conduct your own investigation and analysis of the Company and the information contained in this presentation. All estimates and forecasts are subject to change and past results are not necessarily an indication of future performance.